

# On the Trail to Arrow of Light




## Webelos Guidebook for 2015-16

*This Guide is prepared for Cub Scout Leaders, Boy Scout Leaders  
and Leaders and Parents of Webelos*

### Table of Contents

Introduction & Resources for Help	2
2015-16 Webelos Activity Schedule	3
NEW Webelos & Arrow of Light Program	4—5
First Year Webelos—4th Grade Webelos	5
Second Year Webelos — 5th Grade Webelos	6
Webelos to Scouts — Boy Scout Troop	7
FAQ — Questions and Answers	8
Webelos to Scout For Troops	9
Special Webelos Awards	10
The Role of the Pack, Troop and District	11
Webelos Activity Badge College	12



**Powahay District — Connecticut Yankee Council, BSA**


**We continue with our passion – creating boys that are Prepared For Life**



# Webelos To Scout



## 2015-16 Transition Program



When I became a Webelos Scout, I thought it was the best thing I'd ever done. And it was great! But then I became a Boy Scout and found out that it's even better. In Boy Scouting, you get to do a lot of the same stuff you've been doing, like camping and earning badges, but you get to do more stuff, too. Like electing your own leaders. And going on bigger adventures. And working to become Eagle Scouts, which is the coolest thing of all. I'm already planning to go on my first backpacking trip. I can't wait!

### WEBELOS PREPARING CUB SCOUTS TO BE BOY SCOUTS

Dear Cubmasters, Webelos Leaders, & Boy Scout Leaders,

*The most important event in a Cub Scout's life is his transition from Webelos to Boy Scouts. To aid in this process, the Powahay District along with the Boy Scouts of America has developed a "Webelos to Scout Transition Plan" to help guide pack and troop leaders with the task of bridging boys from Cub Scouting to Boy Scouting. **The adventure starts with first year Webelos all the way through their second year.***

*This packet details the roles of Cub Pack, the Troop, Commissioner Staff and the District as they relate to the transition. Also included is a timeline of events, special programs to consider, transition ideas that work, and program tips for both first and second year Webelos.*

***Exciting new changes** are coming to Webelos and Arrow of Light Requirements. We've provided a review of those and some tips.*

*Through our District Activity Committee we pride ourselves with providing exceptional activities to support our Webelos with advancement, camping and outdoor events, and special recognitions. We've highlighted those opportunities in this packet.*

*The job of the District Webelos to Scout Transition Team is to guide units through the process to ensure that every fifth grade Webelos is offered an opportunity to advance into a Boy Scout Troop. It should be **every** leader's goal to help each Webelos continue in the Scouting tradition.*

*Powahay's Webelos to Scout Team*

### The Team — We Can Help!

#### Powahay Membership Team:

- Vice Chairman Membership, David Yika, yikadavid@yahoo.com, 203.559.8908
- Javon Arnold, Council Area Membership Executive, javon.arnold@scouting.org 203.926.1241, 203.876.6868
- Webelos to Scout Chair, Mary Ellen Burns, burnsm@optonline.net, 203.327.4998

#### Powahay Commissioner Staff:

- Thomas Williams, District Commissioner, Tom.Williams@worldcontact.com 203.966.9408

#### Powahay Program Team:

- Craig Orr, District Vice Chairman Program, craig.orr2@gmail.com, 203.569.9850, 203.570.1607
- John Hanks, District Activities Chair, johnwhanks@hotmail.com, 203-219-8282
- Chester Wickett, Advancement Chairman, cwickett@optonline.net, 203-322-1390
- Cindy Allen, Cub Scout Leader Training Chair, cindya@powahay.org, 203-434.3732

#### Powahay Key 3:

- Peter Riordan, District Chairman, 203.428.6090, peter.s.riordan@gmail.com
- Thomas Williams, District Commissioner, Tom.Williams@worldcontact.com 203.966.9408
- Jonathan Glassman, Council Area Field Director, jonathan.glassman@scouting.org, 203.876.6868

# Powahay District Webelos 2015-16 Activity Schedule



Fun and learning at the Webelos College



Fun At District Activities



Advancement



Reaching new heights



## Fall 2015:

October 24-25, 2015: Cub Scout Fall Field Day — Safar-O-Ree & Boy Scout Fall Camporee  
Hoyt Scout Reservation

- Senior Webelos (2nd Year Webelos only) can camp with a host Boy Scout to complete Arrow of Light Requirements.
- First Year Webelos will camp with their Pack.

November 14: Webelos Adventure College — See page 12  
**Roger's International School, 202 Blachley Rd., Stamford** — 4th and 5th grade Webelos can sign up for two all NEW Adventure Pin.

## Winter 2016:

February 6: Winter Wild — Cub Scout Polar Bear  
A return to the Stamford Museum and Nature Center for another day of slimy creatures, animals, space, and science activities, and lots of family fun. Special Recognition for our graduating Webelos with a presentation of a Webelos Eagle Feather Award.

## Spring 2016:


May 21-22: Webelos WOW & Cuboree  
We are back at Camp Seton Greenwich for a weekend of outdoor family fun with a special Webelos advancement emphasize and Adventure Pins.

Questions on District Activities: John Hanks, District Activity Chair,  
[johnwhanks@hotmail.com](mailto:johnwhanks@hotmail.com) or 203-219-8282



Prepared to Join Boy Scouts!





Powahay District — Connecticut Yankee Council BSA

# Webelos To Scout



WEBELOS — PREPARING CUB SCOUTS TO BE BOY SCOUTS



## 2015-16 New Webelos & Arrow of Light Program

### — Introduction —

New changes are coming to the Webelos and the Arrow of Light requirements for 2015.

Good changes to better prepare 4<sup>th</sup> and 5<sup>th</sup> grade boys to join a Boy Scouts troop while learning outdoors skills and having fun adventures. And... a major change in the Arrow of Light Award could benefit with more boys crossing over to Boy Scouts. It's all very exciting and we've put together this booklet to the review new changes and to develop our Webelos to Scout Transition program.

Webelos Dens change from being an 'adult-run' den to being a

'scout-run' patrol ready to fit right into an active Boy Scout troop. Parents and den leaders need to give the scouts gradual control, decision-making, and responsibility as they progress in skills, abilities, and maturity.

There are two components to Webelos - the Webelos rank badge to be earned toward the end of 4th grade and the Arrow of Light to be earned in 5th grade.

NEW for 2105 — A boy that is new to Scouting in 5th grade does not need to earn the Webelos Badge to earn the Arrow of Light. He joins and works with his den on the NEW Ar-

row of Light Requirements without the pressure of playing catch-up with previous requirements. ***The thought behind this is to get new boys in at the 5th grade level for a transition program to Boy Scouts.***

The final part of Webelos is bridging over into a Boy Scout troop selected individually by the scout. Once the goals of Webelos are understood, the methods of the program make a lot of sense!



#### NEW Webelos Rank Requirements:

1. Be an active member of your Webelos den for three months. (Being active means having good attendance, paying your den dues, and working on den projects.)
2. Complete each of the following Webelos required adventures with your den/family:
  - Cast Iron Chef
  - Duty to God and You
  - **First Responder**
  - Stronger, Faster, Higher
  - Webelos Walkabout
3. Complete two Webelos elective adventures of your den or family's choosing from this list: **Adventures in Science**, Aquanaut, **Art Explosion**, **Aware and Care**, Build It, Build My Own Hero, Castaway, **Earth Rocks!**, **Engineer**, Fix It, **Game Design**, Into the Wild, Into the Woods, **Looking Back**, **Looking Forward**, **Maestro!**, **Moviemaking**, Project Family, Sportsman
4. With your parent or guardian, complete the exercises in the pamphlet How to Protect Your Children From Child Abuse: A Parent's Guide and earn the Cyber Chip award for your age.\*
  - If your family does not have Internet access at home AND you do not have ready Internet access at school or another public place or via a mobile device, the Cyber Chip portion of this requirement may be waived by your parent or guardian.

#### NEW Arrow of Light Requirements:

1. Be active in your Webelos den for at least six months since completing the fourth grade or for at least six months since becoming 10 years old. (Being active means having good attendance, paying your den dues, and working on den projects.)
2. Complete each of the following Arrow of Light required adventures with your den or family:
  - Building a Better World
  - Camper
  - Duty to God in Action
  - Scouting Adventure
3. Complete three Webelos elective adventures of your den or family's choosing from this list: **Adventures in Science**, Aquanaut, **Art Explosion**, **Aware and Care**, Build It, Build My Own Hero, Castaway, **Earth Rocks!**, **Engineer**, Fix It, **Game Design**, Into the Wild, Into the Woods, **Looking Back**, **Looking Forward**, **Maestro!**, **Moviemaking**, Project Family, Sportsman
4. With your parent or guardian, complete the exercises in the pamphlet How to Protect Your Children From Child Abuse: A Parent's Guide and earn the Cyber Chip award for your age.\*
  - If your family does not have Internet access at home AND you do not have ready Internet access at school or another public place or via a mobile device, the Cyber Chip portion of this requirement may be waived by your parent or guardian.

## The New Webelos Program



There are a few major changes between Cub Scouts and Webelos scouts that are very important to the success of your program.

1. **Advancement Sign Off** - each Webelos scout is supposed to take his handbook to the den leader or assistant den leader for sign off when a requirement is completed. This is a change from having a parent sign off every activity. This change prepares the scout to have a Scoutmaster sign off each advancement requirement in Boy Scouts. There is more responsibility put on the scout to remember and bring his handbook to meetings and get it signed.
2. **Webelos Adventure Pins** - Tiger, Bear and Wolf scouts earned belt loops. Webelos earn pins which can be displayed on the Webelos Colors device. This moves closer to the Boy Scout merit badge system where recognition items are displayed on a sash.
3. **More Electives** - Webelos have two elective adventures and Arrow of Light has three electives. Individual scouts may complete different adventures at different times. This change gives the scout more control over his advancement and lets him choose areas he enjoys more.
4. **Camping** - Webelos dens should Camp! Cub Scouts can camp as a pack, but Webelos should go out as a den as much as possible to give the scouts opportunities to learn and use their new skills. Each Webelos scout needs to have an adult responsible for him on each camping trip. Campouts in the backyard with dinner and s'mores made on a gas grill can be a great way to ease your scouts into the world of camping. Taking your den to a district or council organized summer Webelos camp should be a required part of your program. Most councils have a one or two day overnight camp every summer for Webelos. A Packing List is helpful for a short campout.
5. **Patrols** - a patrol is just another name for the den but it does have some significance. Boy Scouts are organized into Patrols, each with their own name, flag, yell, leader, and emblem. As Webelos, a den can begin to operate as a patrol and select an emblem for their uniform, make up a yell, name, and flag. This can really get the scouts to become a team. Taking their flag along on a campout or hike and announcing themselves with their yell is pretty fun.
  - Tip: A great time to start working as a patrol is when everyone in the den earns their Webelos rank. Have a den meeting with the goal of becoming a patrol - choosing a name, selecting an emblem, coming up with a yell, and designing a flag. You might also elect a patrol leader (a denner) to serve for the next month. Each month, a new patrol leader could be elected so each scout has the opportunity to practice his leadership skills. The den leader should spend some extra time with the patrol leader explaining how to run a meeting and giving him encouragement to lead his friends.

Source: <http://www.boyscouttrail.com/webelos/webelos-scouts.asp>



## First Year Webelos 4th Grade

Also referred to as Webelos 1

### Seven Steps to Success with First Year Webelos — 4th Grade:



1. Take Webelos Leader Training. Check [www.ctyankee.org](http://www.ctyankee.org) for the training schedule.
2. **Planning Den Meetings:** The Webelos Leader Guide provide four monthly den meeting outlines based on the monthly theme. Most leaders use these outlines as guides for planning their own den meetings, but they are also free to incorporate their own ideas in the den meeting plan.
- Remember that sometimes a den trip or other special activity might take the place of a regular den meeting. If the den meeting program is well-planned, interesting, and fun, the boys will be more likely to attend.
3. Make sure your First Year Webelos attend and **campout with your Pack** at **The Safar-O-Ree — Cub Scout Field Day, October 24-25, 2015 at Hoyt Scout Reservation**. The program is centered around new Adventure Pins and will give your Den a chance to visit with a Boy Scout Troop they will be eligible to join in 2016. Only second year Webelos (5th. Grade) can camp with a troop.
4. Getting through the new Adventure Pins: Get your Webelos signed up for Powahay District's Webelos College coming up on November 14. (See page for details). During the year use parents to teach other pins. All are designed as part of your Webelos Den Meeting program. The more you use your parents, the easier the job of the Webelos Den Leader becomes.
5. Plan some outdoor day outings in the fall and winter, and at least one overnight campout in the spring. Powahay has it planned for you:
  - Cub Scout Field Day and Campout October 24-25, 2015
  - Cub Scout Winter Polar Bear Winter February 6, 2015
  - Webelos Overnight Weekend May 14-15, 2016
6. Contact two or three Scout troops, get a copy of their annual calendar, and ask the Scoutmaster what activities would be suitable for first-year Webelos.
7. Visit troop meetings during the winter and spring. Get to know all of your troops in your area. Ask for a Den Chief (see page 7).

## Second Year Webelos — 5th. Grade

Also referred to as Webelos 2 or Senior Webelos

### Seven Steps to Success with Second Year Webelos — 5th Grade

1. Take Webelos Leaders Outdoor Training. Check [www.ctyankee.org](http://www.ctyankee.org) for schedule.
2. Plan at least one fall overnight campout with a troop. Second Year Webelos can camp with a host troop at the Fall Camporee—October 24-25, 2015.
3. Plan for troop visitations in your community. Make plans to visit more than one troop.
4. By November or early December, choose a troop to join. Help any undecided Webelos make a choice. Some Webelos dens will choose a single troop and enter as a patrol. In other cases, your Webelos may split among several troops. Either way is fine.
5. Finish all Arrow of Light requirements by early January (before Christmas would be better). This is the only Cub Scout badge a boy can wear on his Boy Scout uniform.
6. The pack's Webelos graduation should occur no later than the February/March pack meeting. This gives your Webelos a few months to be part of a troop before summer camp (and they should plan on summer camp their first year in Boy Scouting!).
7. Tell your Webelos and parents what troop you are joining, and that you are signing up as a leader of that troop. (If you have involved your parents, some of them may become leaders too, and you shouldn't be suffering from the dreaded Cub leader "burn-out". Remember, Boy Scouting is where the fun really begins for parents as well as boys.)

Have a fun time the last half of year of Cub Scouts, and look forward to the excitement of joining Boy Scouts.

### Fall Camporee/Cub Scout Field Day—October 24-25, 2015

The Fall Field Day is taking place the same weekend as the Boy Scout Fall Camporee. Senior Webelos may camp with a host troop, camp on their own (if they have trained leadership) or camp with their Pack in the Cub Family Camping area.

- District does not make arrangements for senior Webelos to camp with a host troop. This is the responsibility of the Sr. Webelos Den Leader and the host Troop.
- Senior Webelos should register and pay through their Cub Scout Pack (not the troop). See Cub Leader Field Day packet for registration form at <http://www.ctyankee.org/districts/powahay/news>
- Only Senior Webelos can camp with a host troop. All other members of the Cub Pack must camp in the Cub Scout Family Camping area.
- Senior Webelos will participate in the Cub Scout Field Day activities and meet up with the Boy Scouts after 4 pm.



### 2nd Year Webelos A Six-Month Program

The passage from Cub Scout pack to Boy Scout troop should be smooth, with no time lost in between. By the time Webelos Scouts are ready to cross over, they and their families should be familiar and comfortable with the youth and adult leaders of the troop they would like to join, their role in the troop and troop activities, and feel excited about beginning this new adventure. The Webelos Scout's graduation ceremony should clearly signify his transition to a new level of Scouting.

A Webelos Scout who has earned the Arrow of Light Award has now completed all the requirements for the Scout badge and may join a Boy Scout troop. The February Pack Meeting is the traditional "Crossing over Month" so that the new Boy Scouts have troop activities in March through June to get acquainted and prepare for Boy Scout Summer Camp. It's a proven fact that if the new Scout attends summer camp chances are he will remain longer in Scouting.



## Webelos to Scouts



Plan for top notch Webelos graduation for the February pack meeting.

### The Arrow of Light Award — The Apex of Cub Scouting

The Arrow Of Light is the highest rank in Cub Scouting, and is the only badge of Cub Scouting rank that may be worn on the Boy Scout uniform. Webelos Scouts that aspire to this achievement have worked very hard to get here. They deserve pomp and circumstance in an Arrow Of Light ceremony. This is probably the most significant ceremony that a Cubmaster and/or Webelos Den Leader will perform in their Scouting work. Do Your Best!

#### Goodbye from the Pack... Welcome to the Troop!

Every Webelos Scout should be recognized with a graduation ceremony before leaving the pack and entering a troop. This plan should be the result of a joint meeting of the pack and the troop committees or of your Webelos den leader and the Scoutmaster.

The ceremony should include, in addition to the Webelos den leader or den chief, the graduate's prospective Scoutmaster, his patrol leader, and his parents. The emphasis in this ceremony should not be merely to graduate the boy out of the pack, but to graduate the whole family into the troop. There are no shortage of ceremonies. Use Den Leader Ceremony Guide Book .



### SCHEDULE

- **Ongoing:** Attend Roundtables for continuing training.
- September**
- Senior Webelos Leaders (5th grade Webelos) and Scoutmaster finalize arrangements to attend the Fall Camporee with a host troop.
- October to December**
- Oct. 24-25: 5th grade Second Year Webelos can Camp at Fall Camporee with a troop.
- Oct. 24-25: 4th grade Junior Webelos camp with their pack as part of the Cub Scout Field Day.
- Troops and Webelos Visitation Nights. Completed before the holidays.
- Nov 14: Webelos Activity Badge College. See page 12.
- December: Plan for top notch Webelos graduation for the February pack meeting. (See Den and Pack Ceremonies.)
- February to March**
- Webelos crossover at the February/March Pack Meeting. Boy Scout Applications are completed.
- Follow-up on Webelos not crossing over. New Webelos Boy Scouts are eligible for the special Webelos "On the Trail to Eagle Patch" if registered by March 31, 2015. See page 10.
- April to May**
- May 21-22 Webelos WOW
- Late Webelos Graduations are completed. Follow-up on Webelos not crossing over.



Newly Crossed Over Webelos on their first outing as Boy Scouts.

# Webelos to Scouts

## Webelos to Scouts – Q and A

**Q. Why a 6 month 2nd Year Webelos Program?**

It's a proven fact. If we can get Webelos to graduate into the Troop by early spring, get them comfortable with the troop to attend Summer Camp, then they will remain longer with Scouting. For many this will be the foundation that will take them to the rank of Eagle and they will remain with Scouting until they graduate from high school. These are time tested and proven methods of the Boy Scouts.



**Q. What is the earliest we can graduate Cub Scouts into Boy Scouts?**

According to the Arrow of Light requirements the boy must be active for 6 months since completing the 4th grade. If he

graduates the 4th grade in June, and if your pack has an active summer program it is conceivable they could graduate by January provided they have completed all of the Arrow of Light requirements. They don't have to wait until February or March. The Arrow of Light is designed so that as soon as they have completed the requirements they can move onto to Boy Scouts. There should be no down time.

**Q. We had a really good 4th Grade Webelos year and have completed most of the requirements for Arrow of Light except for the 6 months, what do I do with my Webelos Den?**

You want to keep your Webelos motivated and excited about graduating into Boy Scouting. Call your troop leaders in your community and plan to do more joint activities such as attending more meetings and outdoor activities. As soon as you meet the time requirement get them into Boy Scouting. Consult the Webelos Leader Handbook for more ideas.

**Q. We have a Den of 5th Grade Webelos but are unable to recruit a leader. We may be forced to drop this den. What should we do?**

Call your Unit Commissioner, the District Commissioner and the District Scout Executive before dropping this den. They may be able to suggest other ways to recruit a leader and provide support from a Boy Scout Troop.



**Any other questions? We can help! See page 2 for contacts.**

### A Parents Guide: Joining A Boy Scout Troop

This year Senior Webelos will be making a decision that will have an impact on his Scouting career: the choice of which Boy Scout Troop he will join. Powahay is providing this guide to help assist parents as their son makes this important decision.

The Guide Contains:

- Information on the Boy Scout Program and difference between Cub Scout and Boy Scouts.
- What to look for in a troop and questions to ask.
- A directory of Troops and contact information.

Make arrangements to visit a troop. During your troop visit, there are things to ask and observe. You want a troop with which you and your son will feel comfortable. Do not be afraid to ask about the troop. They will be proud to tell you about themselves.





## Webelos to Scouts — For Troops



1. **Joint Webelos/Boy Scout Campout** – The importance of sharing some of the Boy Scout program with your Webelos Scouts cannot be over emphasized. That is, in fact, one of the reasons behind the heavy emphasis on attending Boy Scout outdoor activities as part of

earning the Arrow of Light. Just be sure that you do not fall into the trap of trying to make the District Camporee the single joint activity the Webelos attend. They will not be the center of attention, and thus you won't get the impact you need.

2. **Do more than one visitation night.** Invite Webelos to your special meetings or guest speakers.
3. **New Scout Patrol** – consider this to be one of the keys to retaining newly crossed over Webelos in the first year and/or until they are acclimated to the troop. If you have large number of incoming

Webelos, you want to consider a few meetings on their own, before fully meeting the troop.

4. **New Scout Training Campout** – This serves as a really good method to show the newly crossed over Webelos what a Boy Scout campout is like and to get them comfortable camping with the troop.
5. **The Scoutmaster can't do it all** and the Troop Committee Chair should be working with parents of new Scouts addressing their questions and concerns and soliciting their support for troop adult roles.
6. **Den Chiefs:** This position is probably one of the most under-rated positions in the troop. It definitely requires the youth to demonstrate leadership, often under some pretty trying conditions. More importantly, it serves as a method to introduce the Webelos to who Boy Scouts are, what they do, and what they can expect when they cross over. Also, consider that when the Den Chief is finished (his den crosses to the troop), you now have a potential Troop guide that already KNOWS the new Scouts from first hand experience.

### SUMMARY FOR TROOPS

- Troops that take the lead with the Webelos to Scout Transition have the best success. Reach out and contact those Webelos Dens, don't wait for them to contact you. Do this early in the fall!
- Also plan your Webelos Visitation Nights EARLY in the fall. Webelos Dens should be selecting their Troops by the end of the year to be on track for the February/March Crossover.
- Put your best foot forward and plan your visitation night to be fun and exciting for the Webelos and their parents. Having them show up to a troop meeting without a program and emphasize on their visit often gives the wrong impression of the troop to the visiting Webelos and their parents.



### Boy Scout Help Wanted

Once again, we would like to invite a team of older Boy Scouts from each of our troops to teach at the Webelos College, on Saturday, November 14. This was a very successful and overbooked event the last 4 years. We're not looking for your entire troop, but just 3 to 5 boys and two adults.

A great concept.... "While Webelos Scouts pass requirements at the activity badge college and get to know Boy Scouts as teachers and role models, the Boy Scouts gain experience planning, teaching classes, and dealing with younger boys."

This provides another opportunity for Webelos to get comfortable working with Boy Scouts and to get them excited about joining a troop. Please contact John Hanks at [johnwhanks@hotmail.com](mailto:johnwhanks@hotmail.com).

# Webelos Special Awards

Be A  
Powahay  
District Super  
Webelos



## Powahay's Eagle Feather Presentation

District Recognition of Webelos earning the Arrow of Light Award will be presented at the February 6, 2016 Polar Bear. Native Americans believed that when all birds were created, the Eagle was chosen as the leader. The Eagle represents honesty, truth, majesty, strength, courage, wisdom, power and freedom. When one receives an Eagle Feather, that person is being acknowledged with gratitude, love and ultimate respect. The Eagle feather is thought to bring that person nearer to God. Senior Webelos will receive an Eagle Feather and certificate.



## ON THE TRAIL TO EAGLE PATCH Webelos Induction To Boy Scout Recognition



To recognize early Crossover into Boy Scouting, Powahay has developed "On The Trail to Eagle Patch". The patch represents the NEW Boy Scout *start of their Trail to Eagle*. Boy Scout Application and fees must be submitted to Council by March 31, 2016.

Patch and special recognition presented to Webelos, Webelos Leaders and Boy Scout Leaders that work together to meet early transition from Webelos to Boy Scouts. This patch is to be awarded by the Troop at a Court of Honor or induction of new Scout ceremony representing the final phase of the Webelos to Scout Transition. It's NOT to be part of the crossing over ceremony at the Cub Pack. Patches are \$2 each and can be purchased at Roundtable. We will need a list of Webelos receiving the award.

Questions: John Hanks at [johnwhanks@hotmail.com](mailto:johnwhanks@hotmail.com) or 203-219-8282.

## NOVA/STEM WEBELOS AWARDS


The Nova Awards program is Scouting's newest and most exciting adventure. The word "STEM" focuses on Science, Technology, Engineering, and Mathematics. Webelos can explore the wonders of different STEM fields as they work toward a Nova or Supernova award. Cool experiments, awesome field trips, and fun activities are just waiting for you to dive in. The Webelos College scheduled for Nov. 14 will feature a NOVA/STEM Workshop. More information coming to Roundtable.



Cub Scout Outdoor Activity Award: Webelos: Complete the Webelos Walkabout adventure from the Webelos Handbook, and complete seven outdoor activities. Information can be found in the Webelos Leaders Guidebook.



This award may be discontinued? Check Scout Shop for availability.



Check the Webelos Den Leader Guide for special Webelos Awards.

## THE TEAM — ROLE OF THE PACK, TROOP & DISTRICT

<p style="text-align: center;"><b>THE CUB PACK</b></p> 	<p style="text-align: center;"><b>THE BOY SCOUT TROOP</b></p> 	<p style="text-align: center;"><b>DISTRICT</b></p> 
<p><b>1a)</b> Develop a working relationship with the leadership of a Boy Scout troop or troops in the community. Most troops should have either an assistant Scoutmaster or a committee member assigned to new Scouts. Your unit commissioner can help put you in contact with troop leaders.</p> <p><b>1b)</b> Compare calendars of troop and pack activities to coordinate activities. Community events can be done together, and planning can help prevent conflicts in use of equipment and facilities.</p> <p><b>1c)</b> Work with troop leaders to secure den chiefs for each Webelos den and Cub Scout den.</p> <p><b>1d)</b> Work with troop leaders to plan and conduct Webelos overnight activities.</p> <p><b>1e)</b> Work with troop leaders to plan visits to troop meetings. Never show up without first calling in advance.</p> <p><b>1f)</b> Invite the Scoutmaster and troop youth leaders to special pack activities. This will help create familiarity and a level of comfort for the Webelos Scouts and their parents as they ease into the troop.</p> <p><b>1g)</b> Plan a meaningful crossover ceremony at the pack's blue and gold banquet. Include troop leadership to be present to accept the Webelos Scouts as they graduate to Boy Scouting. The local Order of the Arrow lodge can often be a valuable resource in conducting ceremonies.</p> <p><b>1h)</b> Webelos leaders should be strongly encouraged to move into the troop with the boys, either as assistant Scoutmasters or troop committee members. This will give the new Scouts a familiar face at troop meetings and a connecting link to Boy Scouting.</p> <p><b>1i)</b> If a troop does not exist in your community, discuss with the head of the pack's chartered organization the possibility of organizing a troop. A graduating Webelos den can form the nucleus of a new troop.</p>	<p><b>2a)</b> Select Scouts to serve as den chiefs for each Webelos Scout den and Cub Scout den. Arrange for Den Chief Training.</p> <p><b>2b)</b> Serve as a resource for overnight activities. The troop can be of service to provide equipment, leadership, and logistics for Webelos parent-son campouts.</p> <p><b>2c)</b> Conduct an orientation in the Bear Cub Scout dens to explain the changing role as boys become Webelos Scouts and then again as they become Boy Scouts. Explain how being a Webelos Scout will help prepare them for Boy Scouting.</p> <p><b>2d)</b> Webelos den/Scout troop campouts should show Webelos Scouts and their parents what to expect when they move into the troop. The troop should cook and camp by patrol, and use skills that the Webelos Scouts can participate in.</p> <p><b>2e)</b> Arrange for Webelos dens to visit a troop meeting. This should be planned several weeks in advance.</p> <p><b>2f)</b> Provide each Webelos Scout a copy of the troop's activities for the upcoming year.</p> <p><b>2g)</b> Work with Webelos den leaders to encourage them to plan to move into the troop with their Webelos Scouts and to serve either as committee members or assistant Scoutmasters.</p> <p><b>2h)</b> Conduct a Scoutmaster conference under the guidance of the Scoutmaster or the assistant designated by the Scoutmaster. This conference should cover the meaning of the Scout Oath and Law, the advancement program, troop camping, the patrol method, summer camp, and personal equipment.</p> <p><b>2i)</b> Work with the Cubmaster in planning a meaningful crossover ceremony at the pack's blue and gold banquet. Coordinate the ceremony and arrange for each Webelos Scout to receive a troop neckerchief and <i>Boy Scout Handbook</i> along with his Arrow of Light Award. Members of the Order of the Arrow may assist in the ceremony.</p>	<p style="text-align: center;"><b>COMMISSIONERS</b></p> <p><b>3a)</b> Be a catalyst in developing good relationships between troop and pack leaders.</p> <p><b>3b)</b> Promote communication by scheduling a meeting of key volunteers.</p> <p><b>3c)</b> Help plan a Webelos den visit to a troop meeting and other joint activities.</p> <p><b>3d)</b> Keep the pack and troop on schedule as plans develop for the crossover ceremony at the blue and gold banquet.</p> <p><b>3e)</b> Attend the crossover ceremony.</p> <p><b>3f)</b> Be sure new Scouts have completed a Boy Scout application, that they have a copy of the troop's activities, and that they know when and where the troop meets.</p> <p><b>3g)</b> Work with the pack and troop in their charter renewal process to help ensure Webelos Scouts are moved from pack rosters to troop rosters.</p> <p><b>3h)</b> Work with the Webelos transition chair to follow up on boys who have not yet joined a troop. Make sure they are invited to join a troop.</p> <p><b>3i)</b> Be sure Webelos Scouts join a troop in time to prepare for Boy Scout summer camp.</p> <p style="text-align: center;"><b>District Webelos to Scout Transition Chair</b></p> <p><b>4a)</b> Contact all packs in early fall to update a list of all fifth-grade Webelos Scouts.</p> <p><b>4b)</b> Coach Cubmasters and Webelos den leaders in the transition process at roundtables, training courses, and through personal contact.</p> <p><b>4c)</b> Report to the membership committee chair, and keep the district committee informed.</p> <p><b>4d)</b> Track and maintain records of Webelos graduation by using a wall chart that lists the transition record of each pack.</p> <p><b>4e)</b> Work with unit commissioners to follow up on Webelos Scouts who have not joined a troop.</p> <p><b>4f)</b> Work toward 100 percent Webelos transition</p>
<p>We would like to acknowledge the following resources for publication of this guidebook</p> <ul style="list-style-type: none"> <li>• <a href="http://www.troop97.net/unique5.htm">http://www.troop97.net/unique5.htm</a> — Seven Steps to Success with ...Webelos (modified )</li> <li>• <a href="http://www.scouting.org/scoutsources/BoyScouts/ImprovedWebelosTransition.aspx">http://www.scouting.org/scoutsources/BoyScouts/ImprovedWebelosTransition.aspx</a></li> <li>• <a href="http://www.scouting.org/scoutsources/CubScouts/Leaders/DenLeaderResources/DenandPackMeetingResourceGuide.aspx">http://www.scouting.org/scoutsources/CubScouts/Leaders/DenLeaderResources/DenandPackMeetingResourceGuide.aspx</a></li> <li>• <a href="http://www.boyscoutstrail.com/webelos/webelos-scouts.asp">http://www.boyscoutstrail.com/webelos/webelos-scouts.asp</a></li> </ul> <p style="text-align: center;">Published by Powahay District — John Hanks — August 2015</p>		



Powahay District — Connecticut Yankee Council BSA

# Webelos Adventure College

Saturday, November 14, 2015

8:30 AM to 12:30 PM

Rogers International School, 202 Blachley Rd, Stamford, CT



NEW — No more Webelos Activity Badges in with Webelos Adventures.

All new awards all new requirements. Each award is a pin.

**Badges:** *Art Explosion, Adventure in Science, Aware & Care, First Responder, Build A Better World, Earth Rocks, Engineer, Game Design, Looking Forward Looking Back, Maestro, Moviemaking* and a NOVA/STEM Workshop.



Art Explosion



Adventure in Science



Aware & Care



First Responder



Build A Better Word



**Timing:**  
8:30 AM: Check-in  
8:45 AM: Opening Ceremony  
9 to 10:30 AM: 1st Session  
10:30 to 12 PM: 2nd Session  
12 to 12:30 PM: Closing & Lunch  
**(All Scouts must be picked up by 12:30)**

**Cost:** **\$15.00** includes patch, supplies, facility use and lunch. Limited Scholarships available. Contact John Hanks (see below).

**Sign-up/Registration:**

- Webelos Adventures selections based on a “first-paid-first-served” basis. We will have to limit class sizes and overall enrollments. **Sign up early.**
- **Registrations starts in September and due by** November 6. After Nov. 6 registrations only accepted to fill out classes.
- Select Adventures carefully. Webelos may not switch classes.

**A few Notes:**

- **We need instructors!** Please contact John Hanks, 203-219-8282, [jhanks@powahay.com](mailto:jhanks@powahay.com). A team of instructors for each badge works best.
- **This is a Webelos event only.** Younger Cub Scouts and siblings should not attend. Due to classroom size and distractions to teaching the class, parents will be discouraged to accompany their son to the selected class unless there is a special need.
- **Parents Lounge** in the school cafeteria: Free coffee/tea, information on the Webelos process, learn about the Boy Scout Program and time to relax and socialize with other parents.
- **Directions: Rogers International School, 202 Blachley Rd, Stamford.** At exit 9, I-95. Blachley Rd is at the intersection of McDonald’s Restaurant and East Main St. Follow Blachley Rd. before the gate to Chelsea Piers and school is on the left.



Earth Rocks



Engineer



Game Design



Looking Forward Looking Back



Maestro



Moviemaking

**Hosted by  
Troop 9 & Crew 9 Norwalk**

**Questions/Staff:** John Hanks, Event Chair—Program/Scheduling, 203-219-8282, [johnwhanks@hotmail.com](mailto:johnwhanks@hotmail.com)

Download Registration Packet at: <http://www.ctyankee.org/districts/>